

STEAM-THRU® SERIES CONNECTOR



Steam-Thru Connections allow a quick and easy sterile connection between stainless steel biopharmaceutical processing equipment and disposable bag and tube assemblies. The single-use design saves time and money by eliminating unnecessary cleaning procedures and reducing validation burden associated with reusable components.

FEATURES

Innovative three-port design

Patented valve design

Thumb latch/Tear-away sleeve

3/4" and 1-1/2" Terminations

ADCF-free materials

BENEFITS

Allows a true steam-through SIP process which eliminates "dead legs" and the need for laminar flow hoods

Allows sterile connection and disconnection and permits high media flow rate

Secures valve position, provides visual indicator of process stage

Easily connects to process equipment

Meet BSE/TSE requirements

Specifications

PRESSURE:

Steam position:

Up to 30 psi, 2.1 bar (Steam-Thru)

Up to 35 psi, 2.4 bar (Steam-Thru II)

Flow position: Vacuum to 20 psi, 1.4 bar

TEMPERATURE:

Steam position:

Up to 266°F (130°C) for 60 minutes (Steam-Thru)

Up to 275°F (135°C) for 60 minutes (Steam-Thru II)

Flow position: 39°F to 104°F (4°C to 40°C)

MATERIALS:

Connection: Polysulfone (amber tint), USP Class VI, ADCF

O-rings: Silicone (clear), platinum-cured, USP Class VI, ADCF

Tear-away sleeve: Polyethylene or polycarbonate (Steam-Thru only), USP Class VI

TYPICAL FLOW RATE:

$C_v = 4.2 - 4.6$ (Steam-Thru)

$C_v = 5.2 - 8.0$ (Steam-Thru II)

STERILIZATION:

Gamma: Up to 50 kGy irradiation

Autoclave: Up to 265°F (129°C) for 60

minutes, up to two cycles (applies only to

part numbers STC1700500-STC1700800 and STC2020000-STC2021000)

SIP process:

Up to 266°F (130°C) for 60 minutes (Steam-Thru)

Up to 275°F (135°C) for 60 minutes (Steam-Thru II)

TERMINATION SIZES:

3/8" (9.5mm) to 1/2" (12.7mm) ID hose barb

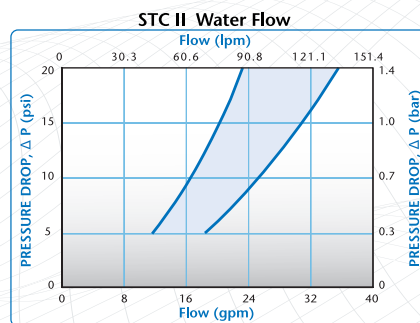
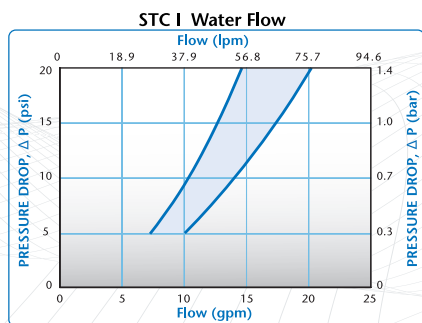
(Steam-Thru)

3/8" (9.5mm) to 1/2" (12.7mm) ID hose barb and

3/4" sanitary (Steam-Thru II)



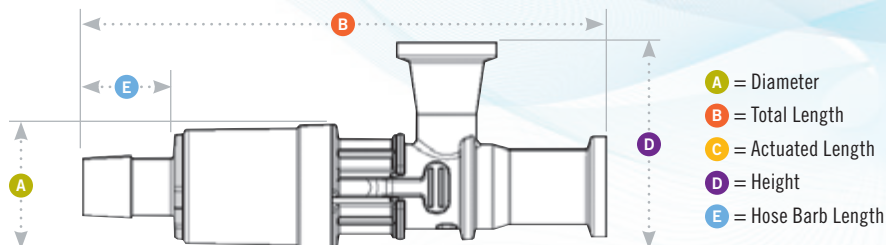
These graphs are intended to give you a general idea of the performance capabilities of each product line. The shaded area of the graph represents the operating range of the product family, i.e. upper and lower values are shown. Therefore, depending on the exact coupling configurations selected, you can reasonably expect values to fall within the shaded area.



STEAM-THRU SERIES DIMENSIONS

Steam-Thru® Configurations

Steam-Thru Connection's patented three-port design allows steam to pass directly through the lower ports to "steam on" to stainless equipment. After the SIP cycle is completed, the connector's valve is actuated, creating a sterile flow path to single-use systems.



Coupling Bodies • POLYSULFONE



**DESCRIPTION
WITH POLYETHYLENE
SLEEVE**

PART NO.	TERMINATIONS	A	B	C	D	E
STC1700000	3/4" x 3/4" sanitary x 1/2" HB	1.20 (30.5)	5.09 (129.3)	4.44 (112.8)	2.00 (50.8)	0.89 (22.6)
STC1700100	3/4" x 3/4" sanitary x 3/8" HB	1.20 (30.5)	4.80 (121.9)	4.15 (105.4)	2.00 (50.8)	0.60 (15.2)
STC1700200	3/4" x 1-1/2" sanitary x 1/2" HB	1.20 (30.5)	5.09 (129.3)	4.44 (112.8)	2.00 (50.8)	0.89 (22.6)
STC1700300	3/4" x 1-1/2" sanitary x 3/8" HB	1.20 (30.5)	4.80 (121.9)	4.15 (105.4)	2.00 (50.8)	0.60 (15.2)

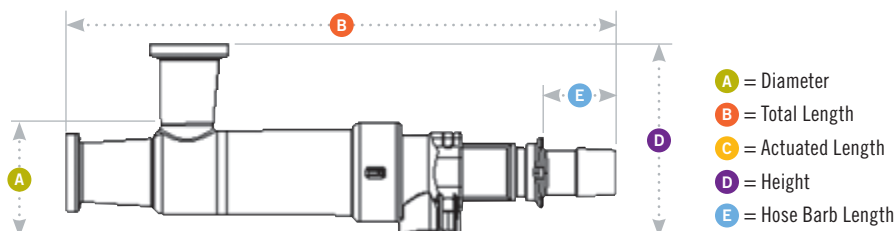


**DESCRIPTION
WITH
AUTOCCLAVABLE
POLYCARBONATE
SLEEVE**

PART NO.	TERMINATIONS	A	B	C	D	E
STC1700500	3/4" x 3/4" sanitary x 1/2" HB	1.20 (30.5)	5.09 (129.3)	4.44 (112.8)	2.00 (50.8)	0.89 (22.6)
STC1700600	3/4" x 3/4" sanitary x 3/8" HB	1.20 (30.5)	4.80 (121.9)	4.15 (105.4)	2.00 (50.8)	0.60 (15.2)
STC1700700	3/4" x 1-1/2" sanitary x 1/2" HB	1.20 (30.5)	5.09 (129.3)	4.44 (112.8)	2.00 (50.8)	0.89 (22.6)
STC1700800	3/4" x 1-1/2" sanitary x 3/8" HB	1.20 (30.5)	4.80 (121.9)	4.15 (105.4)	2.00 (50.8)	0.60 (15.2)

Steam-Thru II Configurations

Steam-Thru II Connections offer the flexibility of "steam on" and "steam off" functionality. The innovative design allows the valve to be returned to the steam position enabling a second SIP cycle following media transfer. The "steam off" disconnection of single-use systems minimizes cross-contamination risks associated with reusable components.



Coupling Bodies • POLYSULFONE



**DESCRIPTION
WITH
POLYCARBONATE
SLEEVE**

PART NO.	TERMINATIONS	A	B	C	D	E
STC2020000	3/4" x 3/4" sanitary x 1/2" HB	1.42 (36.1)	6.84 (173.7)	5.93 (150.6)	2.40 (61.0)	.88 (22.4)
STC2020100	3/4" x 3/4" sanitary x 3/8" HB	1.42 (36.1)	6.76 (171.7)	5.93 (150.6)	2.40 (61.0)	.80 (20.3)
STC2020200	3/4" x 1-1/2" sanitary x 1/2" HB	1.42 (36.1)	6.84 (173.7)	5.93 (150.6)	2.40 (61.0)	.88 (22.4)
STC2020300	3/4" x 1-1/2" sanitary x 3/8" HB	1.42 (36.1)	6.76 (171.7)	5.93 (150.6)	2.40 (61.0)	.80 (20.3)
STC2020900	3/4" x 3/4" sanitary x 3/4" sanitary	1.42 (36.1)	6.60 (167.6)	5.93 (150.6)	2.40 (61.0)	.62 (15.7)
STC2021000	3/4" x 1-1/2" sanitary x 3/4" sanitary	1.42 (36.1)	6.60 (167.6)	5.93 (150.6)	2.40 (61.0)	.62 (15.7)

All measurements are in inches (millimeters) unless otherwise noted. Tubing must meet stated inside and outside diameters.